

## Maxima wardrobe - Maxima collection

design Bartoli Design



System of custom made wardrobes with carved wood hinged doors with Maxima collection pattern. The wardrobe is customizable in size, equipment, doors and interior finishes. The Maxima wardrobe fits perfectly into the system of doors, wall panels and accessories characterized by this iconic pattern.

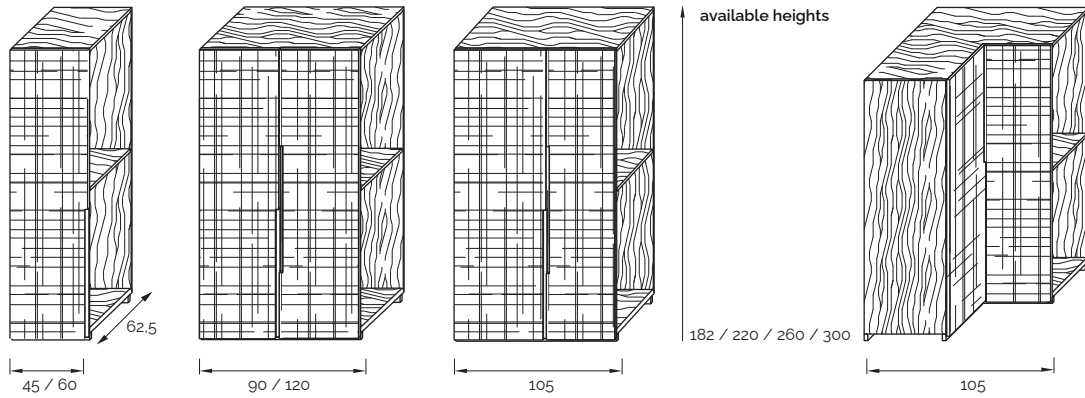
Sistema di armadi realizzati su misura con ante battenti in legno scolpito della collezione Maxima. L'armadio è personalizzabile nelle dimensioni, attrezzature, rivestimento delle ante, e finiture interne. L'armadio Maxima si integra perfettamente nel sistema di porte, boiserie e complementi caratterizzati da questo iconico pattern.



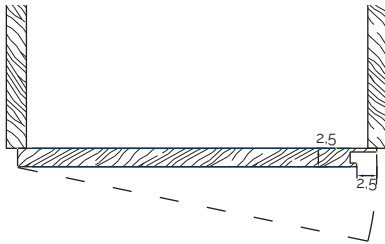
\_dimensions

columns

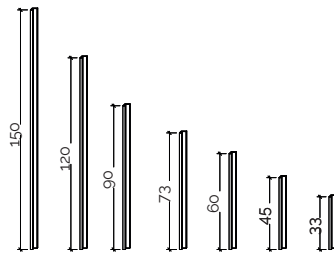
colonne - colonnes - Säulen - колонны



handles detail

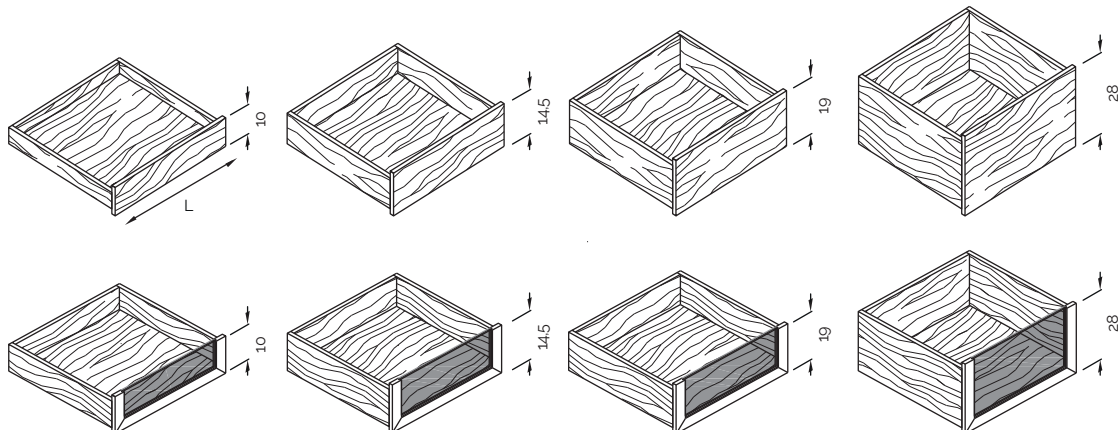


columns handles



drawers

L. 34 / 49 / 79 / 94 / 109



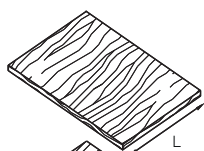
-Dimensions in centimeters and inches.

The right to discontinue and make changes is reserved.

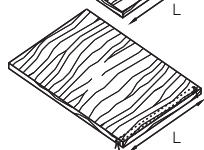
This information is based on the latest product information available at the time of printing.

\_dimensions

components



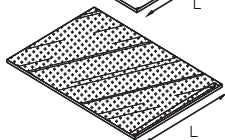
adjustable shelf  
L. 42,5 / 57,5 / 87,5 / 102,5 / 117,5




fixed shelf with led  
L. 42,5 / 57,5 / 87,5 / 102,5 / 117,5



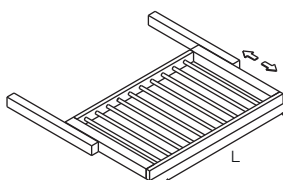
adjustable crystal shelf  
L. 42,5 / 57,5 / 87,5 / 102,5 / 117,5



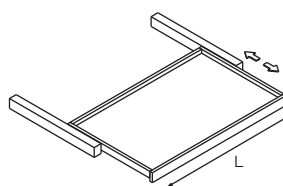
adjustable crystal fumé shelf  
L. 42,5 / 57,5 / 87,5 / 102,5 / 117,5



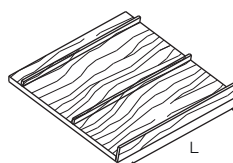
hanging rails



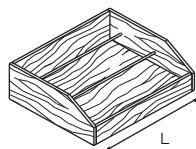
trays for trousers and skirts  
L. 34 / 49 / 79 / 94 / 109



pull-out tray  
L. 34 / 49 / 79 / 94 / 109

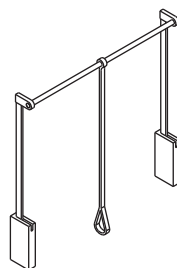
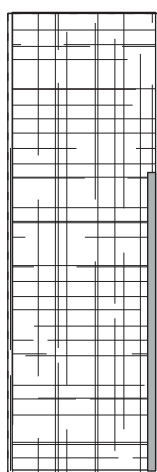


shoe rack  
L. 42,5 / 57,5 / 87,5 / 102,5 / 117,5



internal shoe drawer  
L. 34 / 49 / 79 / 94 / 109

maxima carved wood

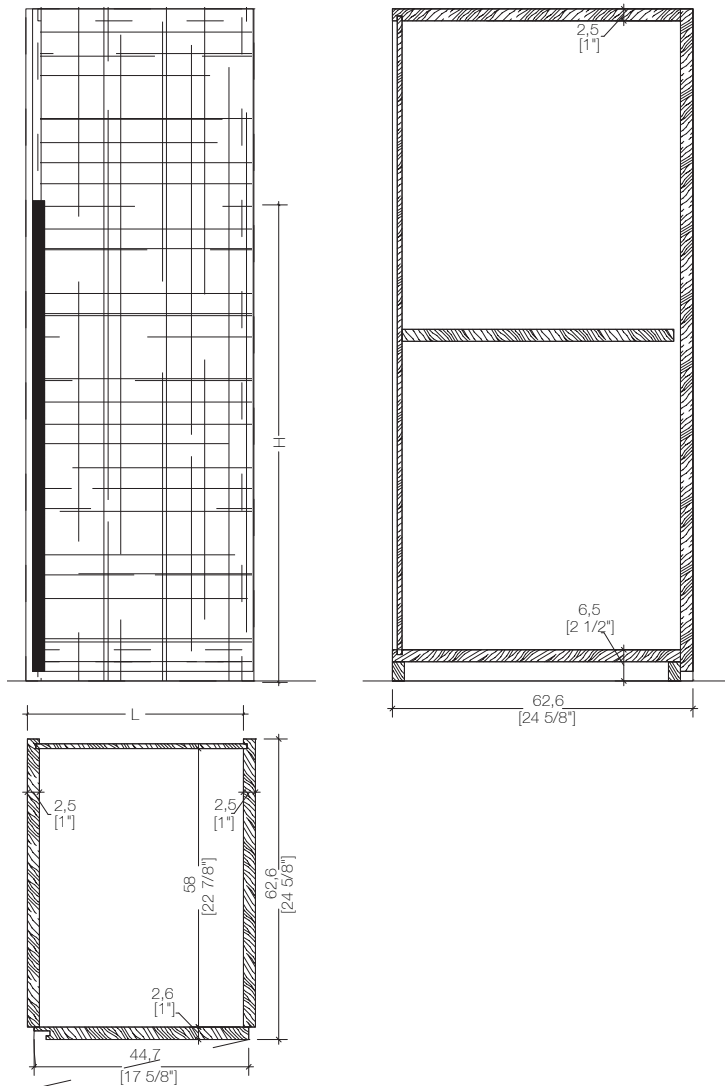


pull down hanging bar

-Dimensions in centimeters and inches.  
The right to discontinue and make changes is reserved.  
This information is based on the latest product information available at the time of printing.

\_dimensions

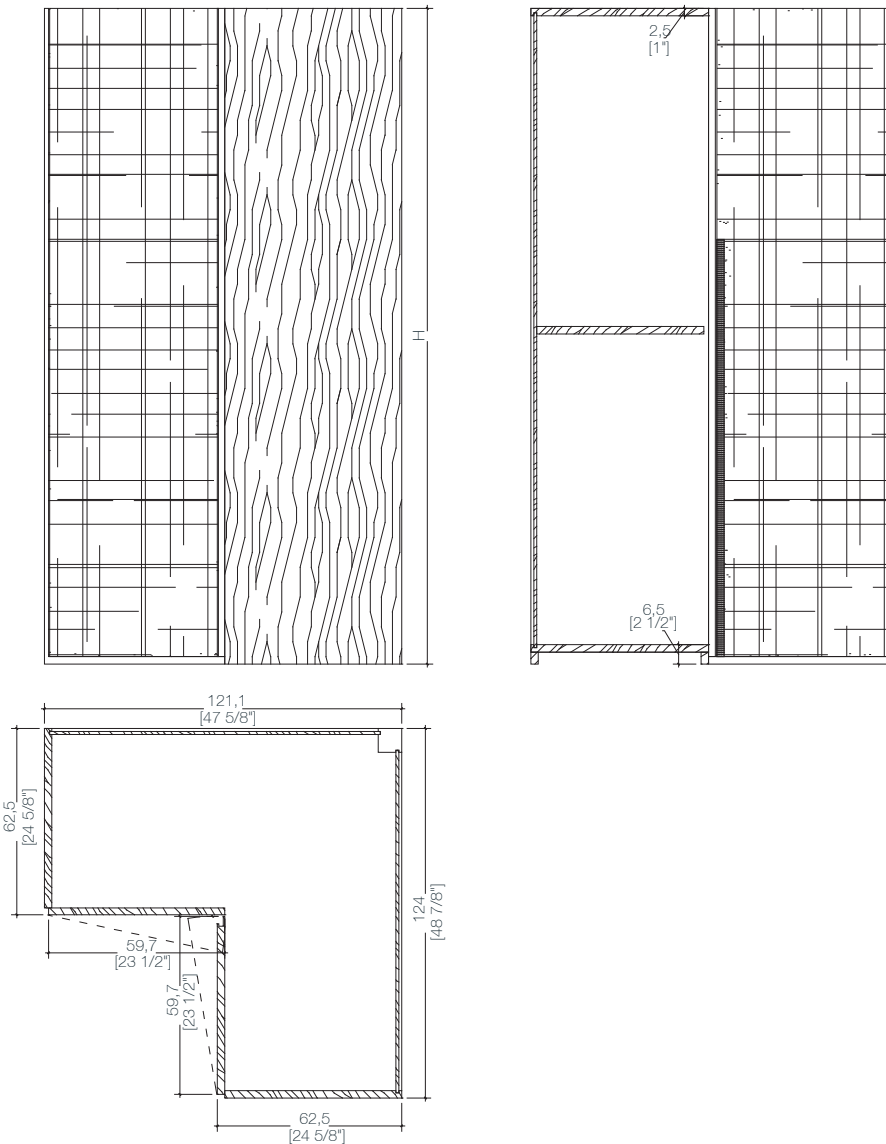
element for hight storage unit



-Dimensions in centimeters and inches.  
The right to discontinue and make changes is reserved.  
This information is based on the latest product information available at the time of printing.

\_dimensions

element for corner high storage unit



-Dimensions in centimeters and inches.  
The right to discontinue and make changes is reserved.  
This information is based on the latest product information available at the time of printing.

\_materials & finishes

Maxima carving



Maple




Oak



Teak



Canaletto Walnut



Rosewood



Wenge



Aniline dyed



Available in all  
RAL / NCS colors

\_The finishes shown are indicative and refer to the entire production range.  
Laurameroni reserves the right to modify the range without warning.

\_maintenance

**\_WOOD**

Wood is a high-quality natural product. To maintain the natural character of wood and to protect surfaces from mechanical and chemical wear, veneered surfaces are coated with a high quality transparent paint. For cleaning and care, do not use acids or alkali-based cleaners, agents with bleaching additive, scouring powder, steel wool, pot scourers or similar. Anything hot or damp will cause damage to the surface. Remove soiling and liquids immediately. Use a dry soft cloth for cleaning, eventually add a little neutral cleaning agent to the water. The cloth must be only slightly damp, to prevent discolouration or swelling of the surface. It is then essential to rub the surfaces dry, so that there is no residual moisture.

Il legno è un prodotto naturale di alta qualità. Per mantenere il carattere naturale del legno e proteggere le superfici dall'usura meccanica e chimica, le superfici impiallacciate sono rivestite con una vernice trasparente di alta qualità. Per la pulizia e la cura, non usare detergenti acidi o alcalini, agenti con additivi sbiancanti, polveri abrasive, lana d'acciaio, spugne o simili. Qualsiasi cosa calda o umida causerà danni alla superficie. Rimuovere immediatamente sporco e liquidi. Utilizzare un panno morbido e asciutto per la pulizia, eventualmente aggiungere un po' di detergente neutro nell'acqua. Il panno deve essere solo leggermente umido, per evitare scolorimenti o rigonfiamenti della superficie. È quindi essenziale strofinare gentilmente le superfici asciutte, in modo che non ci sia umidità residua.

**BEDIF  
FEREN  
TBEUN  
IQUE.**

LAURAMERONI s.r.l.  
22040 Alzate Brianza (Como)  
Via Manzoni, 2784  
T +39 031 761450  
info@laurameroni.com  
www.laurameroni.com