

BD 07 - Maxima collection

design Bartoli Design



— Square table with structure available in all the plain or dyed woods of the collection and top characterized by a geometric inlay made of two essences.

Available in the square, rectangular or round version in various sizes.


— Tavolo quadrato con struttura disponibile in tutti i legni lisci o tinti della collezione e piano caratterizzato da un intarsio geometrico di due essenze.

Disponibile nella versione quadrata, rettangolare o tonda in varie dimensioni.



BD 07 R - Maxima collection

design Bartoli Design



Rectangular table with structure available in all the plain or dyed woods of the collection and top characterized by a geometric inlay made of two essences.

Available in the square, rectangular or round version in various sizes.

Tavolo rettangolare con struttura disponibile in tutti i legni lisci o tinti della collezione e piano caratterizzato da un intarsio geometrico di due essenze.

Disponibile nella versione quadrata, rettangolare o tonda in varie dimensioni.



BD 07 LS - Maxima collection

design Bartoli Design



Round table with structure available in all the plain or dyed woods of the collection and top characterized by a geometric inlay made of two essences. Equipped with Lazy Susan.

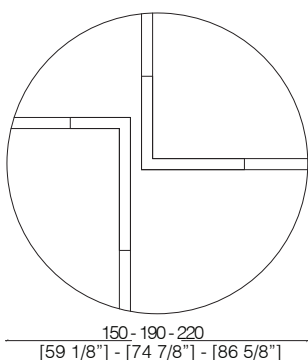
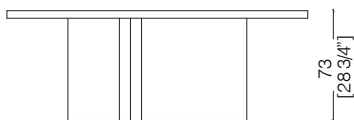
Available in the square, rectangular or round version in various sizes.

Tavolo rotondo con struttura disponibile in tutti i legni lisci o tinti della collezione e piano caratterizzato da un intarsio geometrico di due essenze. Attrezzato con Lazy Susan.

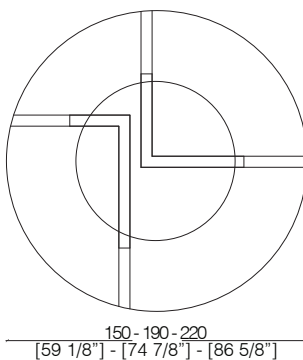
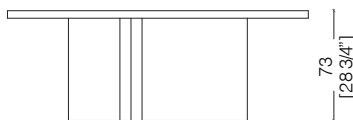
Disponibile nella versione quadrata, rettangolare o tonda in varie dimensioni.

_dimensions

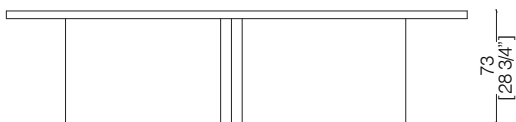
BD 07 T round table - tavolo rotondo -
runder tisch - structure en bois - Круглый стол



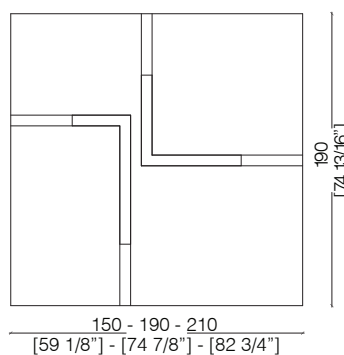
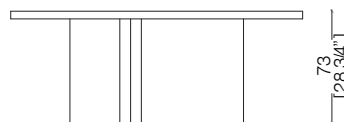
BD 07 LS round table - tavolo rotondo -
runder tisch - structure en bois - Круглый стол



BD 07 R rectangular table - tavolo rettangolare -
rechteckiger tisch - table rectangulaire - Прямоугольный стол



BD 07 square table - tavolo quadrato -
viereckiger tisch - table carrée - Прямоугольный стол



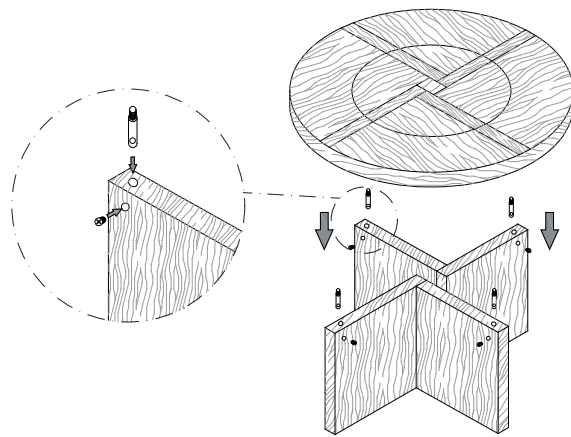
Available in special dimensions.

Dimensions in centimeters and inches.

The right to discontinue and make changes is reserved.

This information is based on the latest product information available at the time of printing.

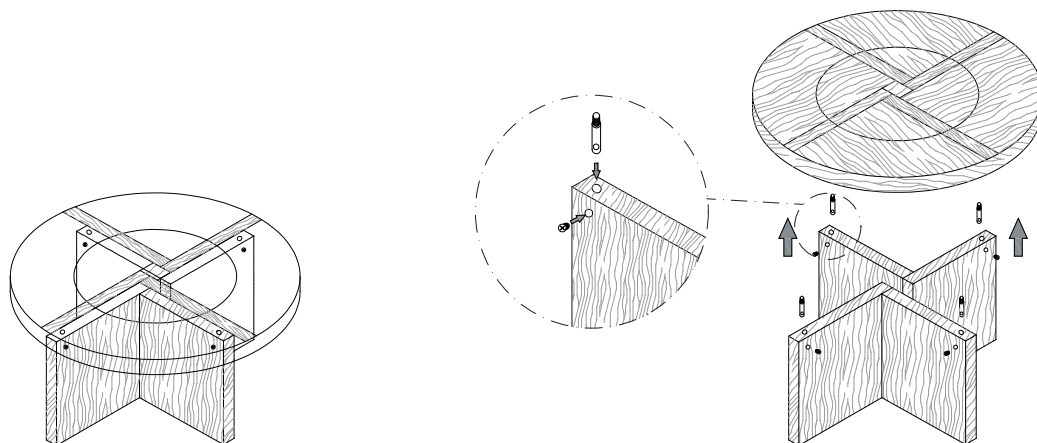
_assembly instructions



_1 Screw the top to the base of the table.

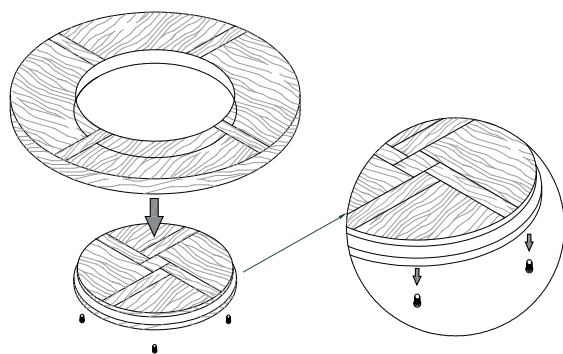
_assembly instructions

lazy suzan



1 Remove bolts fixing the table top to the legs.

2 Detach table top from legs.



3 Remove bolts fixing the lazy susan to the table top.

_materials & finishes

plain woods



Maple



Oak



Teak




Zebrano



Canaletto Walnut




Dyed Canaletto walnut



Ebony



Termocotto Oak



Rosewood



Wenge



Mahogany

_The finishes shown are indicative and refer to the entire production range.
Laurameroni reserves the right to modify the range without warning.

_materials & finishes

dyed woods



Titanium AL1105




Grey AL1106



Sand AL1851



Black AL1853



Aniline dyed



Available in all
RAL / NCS colours

_The finishes shown are indicative and refer to the entire production range.
Laurameroni reserves the right to modify the range without warning.

_maintenance

- WOOD

To maintain the natural wood features and protect them from mechanical and chemical wear, the veneered surfaces are coated with a high-quality transparent varnish. Do not use acid or alkaline detergents, agents with bleaching additives, abrasive powders, steel wool, sponges or the like. Anything hot or humid can cause surface damage. Remove dirt and liquids immediately.

For the cleaning and care, it is best to use a soft, dry cloth. If necessary, the cloth can be slightly dampened and dipped in neutral detergent thoroughly diluted in water. The cloth should only be slightly damp to avoid discoloration or swelling of the surface. Finally, it is essential to gently rub dry surfaces, so that there is no residual moisture.

- LEGNO

Per mantenere il carattere naturale del legno e proteggerlo dall'usura meccanica e chimica, le superfici impiallacciate sono rivestite con una vernice trasparente di alta qualità. Non usare detergenti acidi o alcalini, agenti con additivi sbiancanti, polveri abrasive, lana d'acciaio, spugne o simili. Qualsiasi cosa calda o umida può causare danni alla superficie. Rimuovere immediatamente sporco e liquidi. Per la pulizia e la cura, è preferibile utilizzare un panno morbido e asciutto. Eventualmente il panno può essere leggermente inumidito ed intinto in detergente neutro abbondantemente diluito in acqua. Il panno deve essere solo leggermente umido, per evitare scolorimenti o rigonfiamenti della superficie. È infine essenziale strofinare gentilmente le superfici asciutte, in modo che non sussista umidità residua.

**BEDIF
FEREN
TBEUN
IQUE.**

LAURAMERONI s.r.l.
22040 Alzate Brianza (Como)
Via Manzoni, 2784
T +39 031 761450
info@laurameroni.com
www.laurameroni.com